MAPX	MODIFICATION	DATE

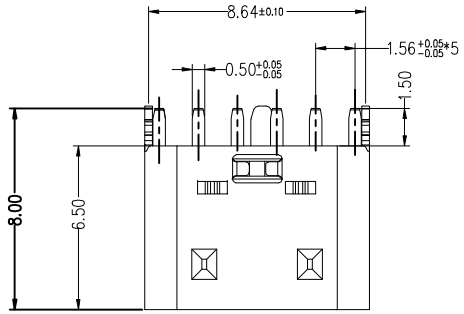

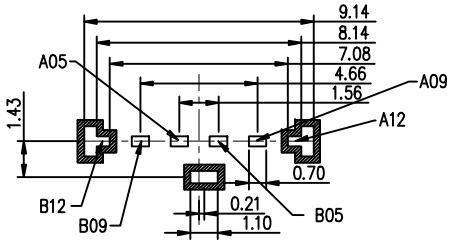

RECOMMENDED P.C.B. LAYOUT
TOLERANCE UNSPECIFIED ±0.05mm

PCB LAYOUT 图仅供参考

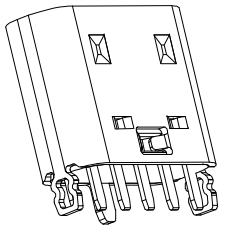

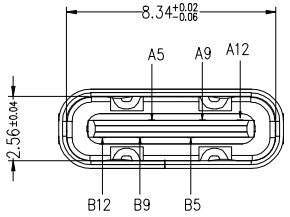

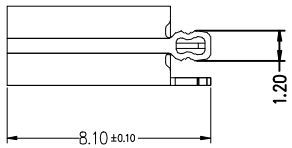

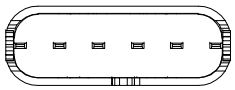

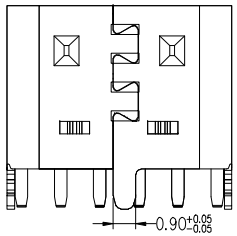

Note:
1.Material:
1.1 Housing: LCP
1.2 Contact: C5191,t=0.20mm
Gold flash on concact area, 50 U" Tin planting on solder area.
1.3 Shell: SUS304-H,T=0.3mm
50U" Nickel Planting over all.
2.ELECTRICAL:
2-1: CURUENT RATAING:
VBUS AND GND CONTACTS RATED AT 1.25A PARALLELED FOR A TOTAL OF 5A;
2-2: INITIAL CONTACT RESISTANCE :40 MEGOHMS
2-3: DIEELECTRIC WITHSTANDING VOLTAGE:
100V AC MIN;
3: MECHANICAL CHARACTERISTICS:
3-1: MATING FORCE: 5~20N
3-2: UNMATING FORCE: 8~20N(INITIAL),
6~20N(AFTER 10000 CYCLES)
3-3: FREQUENCE: 200±50 CYCLES /HOUR,10000 CYCLES
3-4: OPERATING TEMPERATURE ;-40°~80°.

TABLE B

A5	CC1	B12	GND
A9	VBUS	B9	VBUS
A12	GND	B5	CC2
PIN	SIGNAL NAME	PIN	SIGNAL NAME

产品图 PRODUCT CHART DWG			
公差一览表 TOLERANCE UNLESS OTHERMSE			
X.	±0.30	X.	±5.°
.X	±0.25	.X	±2.°
.XX	±0.15	.XX	±1.°
.XXX	±0.10	.XXX	±0.5°

深圳市精拓金电子有限公司

单位 UNITS	MM	制图 DRAWING	YANG	制图料号 PRODUCT PART NO.	918-415X2028V40001
比例 SCALE	1:1	审核 CHKD	郭志富	产品名称 PRODUCT NO.	TYPE-C3.1直立式母座L6.5/8.0三脚端子DIP/LCP黑胶6PIN+塞子
日期 DATE	2019.11.23	核准 APPD	黄国荣	角法 VIEW	版本 VER AO