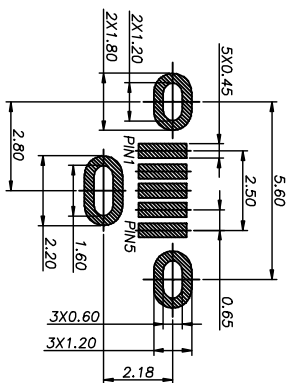
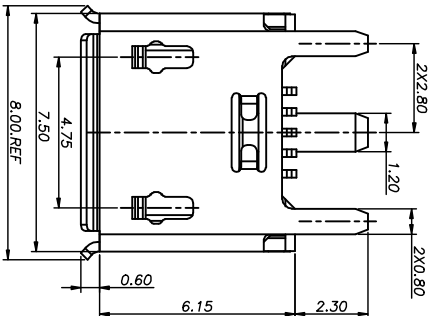
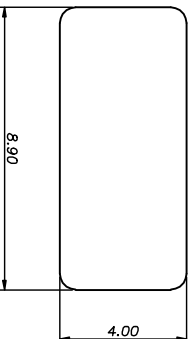
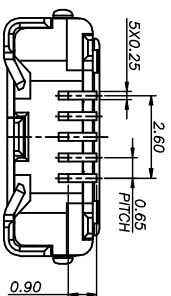
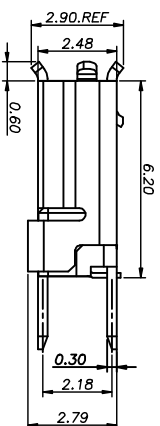
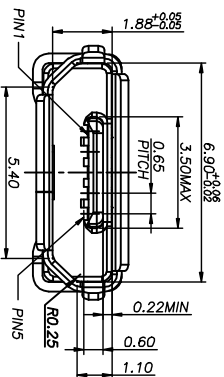


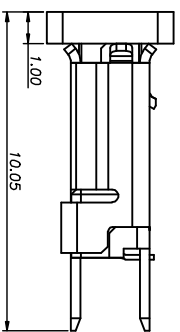
ROHS



RECOMMENDED PCB LAYOUT(TOP VIEW)  
GENERAL TOLERANCES:±0.05



CAP DIMENSION SKETCH MAP



产品图

PRODUCT CHART DWG

公差一览表  
TOLERANCE LIMITS OTHERS

X	±0.35	X	±5°
X	±0.20	X	±2°
XX	±0.10	XX	±1°
XXX	±0.05	XXX	±0.5°

深圳市精拓金电子有限公司

单位	MM	制图	ZYB	制图料号	920-154A2021Y10106
比例	1:1	审核	郭培富	产品名称	
日期	2016-08-08	批准	黄国梁	角法	
DATE		APPD		版本	A0

5	GND
4	ID
3	D+
2	D-
1	VBUS
	PIN NAME
	PIN ASSIGNMENT

MAPX

MODIFICATION

DATE